




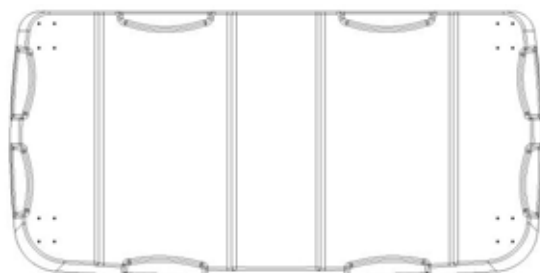
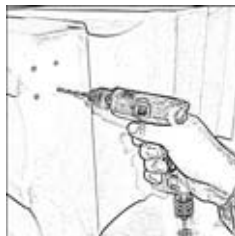


KIT103

Castor Kit for JBS400 - Fitting Instructions
JBS400 Laufrollensatz - Montageanleitung
Roulettes De Transport pour JBS400 - Instructions de Montage

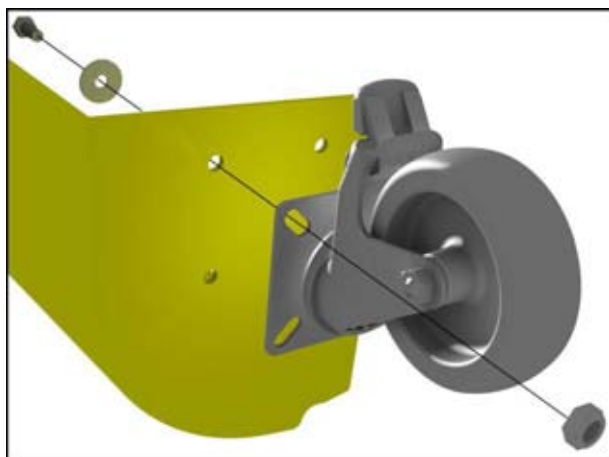
16 x	
16 x	
16 x	
2 x	
2 x	



Drill four holes (\varnothing 6.5 mm) in each corner of base using drill points.

Die 4 Markierungen in jeder Ecke an der Unterseite ausbohren (\varnothing 6.5 mm).

Percer 4 trous (6.5mm) aux 4 coins de la base en utilisant les points pré-marqués.




Assemble castors as indicated.

Laufrollen wie abgebildet montieren.

Assembler les roulettes comme indiqué ci-dessus.



Other Jonesco products / andere Jonesco Produkte/ Autres produits Jonesco



**SJ-100-011
SJ-100-012**

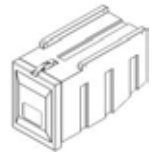




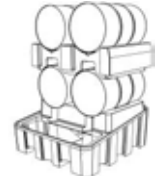

JBWE70



JBKE72

JBEA66



 <p>JBS65</p>	 <p>SJ-100-001 SJ-100-002</p>	 <p>SJ-200-003 + SJ-200-001</p>	 <p>JBX120</p>
---	---	--	--

Queries

Please contact Jonesco for any further information or assistance on fitment or other products in the Jonesco range.

Informations

Pour toutes informations complémentaires ou assistance technique pour le montage de nos produits, veuillez téléphoner.

Anfragen

Bitte fragen Sie an. Wir stehen Ihnen für weitere Auskünfte (bzgl. Montage/anderer Jonesco-Produkte) jederzeit zur Verfügung.

UK	France	Deutschland
Pitman Way Fulwood Preston Lancs PR2 9ZD	Jonesco S.A.R.L. SECLIN UNEXPO 1524 Avenue de l'Épinette 59113 Seclin	Jonesco
Tel. +44 (0) 1772 706888 Fax +44 (0) 1772 702209	Tel. 00 33 3 20 32 11 11 Fax 00 33 2 20 90 62 10	Tel +44 (0) 1772 706820 Fax +44 (0) 1772 702209
e-mail: sales@jonesco-plastics.com	e-mail: jonesco@jonesco-fr.com	e-mail: sales@jonesco-plastics.com