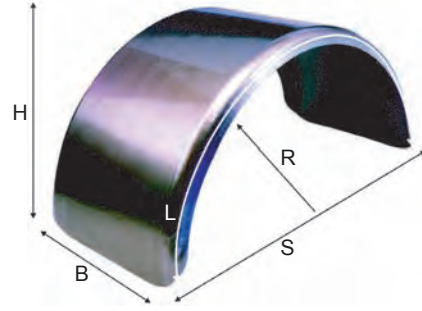



SINGLE-ARCH MUDGUARDS

Made from 1 mm cold reduced mild steel.
 Zinc coated steel on request.
 All edges finished by wiring.
 Extensive range of standard sizes.
 Custom tailored mudguards.
 (Width - 200 mm min./680 mm max.)
 Ring 01772 706888 for details.





	(B) mm	(R) mm	(L) mm	(S) mm	(H) mm	kg	
R01	200	410	1370	820	450	5.5	6.50R14, 165R16, 7.00R14, 205R14, 185R16
R01B	200	380	1300	760	430	5.5	6.70R13, 195R14, 175R14, 195R16, 175/60R1
R01C	200	430	1450	860	480	6	7.50R14, 8.25R17, 175R15C, 17R400
R02	200	430	1520	860	510	6	6.00R16, 7.00R16, 6-16C, 6.5R16, 6.6-16C, 7.5R16
R02A	200	460	1520	920	500	6	25R16, 6.70R15, 6.4-16C, 8R17.5, 8.25R15
R02B	200	480	1520	960	490	6	27R6, 7R19.5, 185R15
R02C	200	510	1830	1020	620	7.5	6.50R20, 9.00R19, 7R20
R04	200	460	1520	920	500	6.5	7.00R15, 7.00R16, 18R17.5, 215R14, 6R16, 6.5R16C, 215/75R17.5, 225/75R17.5, 235/75R17.5
R05	230	510	1830	1020	620	8	7.00R20, 7.00R16C, 8R17.5, 8.5R22.5
R06	230	380	1220	760	390	6	7.20R10, 205/60R15
R06A	250	410	1370	820	450	7	8.25R10, 205/65R15, 7.5-14C, 205/70R15
R06B	250	460	1520	920	500	7.5	7.50R15, 215/75R16
R07	250	480	1680	960	570	8.5	7.50R16, 8.5R17.5, 8.25R16, 275/80R18
R08	250	510	1830	1020	620	9	8.25R17, 9.5R17, 9R19.5, 7.5-16C, 265/70R19.5
R08A	250	560	1830	1120	590	9	9R22.5, 7R17.5, 7.5-18, 245/70R1, 7.5R20, 10R22.5, 11R22.5
R08B	250	510	1680	1020	550	8.5	8.25R15, 10R17.5, 205/75R17.5
R10	250	480	1680	960	570	10	8.25R16, 225/75R16, 240/75R15
R12	310	530	1830	1060	610	11	9.00R16, 11R16, 10.5R18, 18R19.5, 285/70R19.5, 305/70R19.5
R12A	310	640	1830	1280	550	11	11.00R15, 11.00R16, 6.5R17, 175R16
R13	310	580	1830	1160	580	11	10R22.5, 9.00R20, 10.5R20, 275/80R2, 10/70R22.5, 275/70R22.5, 275/80R22.5, C22.5 PILOTE
R14	310	640	1980	1280	660	12	10.00R20, 11R22.5, 10.5R20, 13/80R20, 225/70R22.5, 11/70R22.5
R16	330	640	1980	1280	660	12.5	11.00R20, 12R22.5, 8R19.5, 335/80R20, 295/80R22, 12/80R22.5, 315/70R22.5, 315/75R22.5, 295/80R22.5, 305/70R22.5, 12/70R22.5, 315/80R22.5, 13R22.5, 13/70R22.5, D22.5 PILOTE
R18	360	660	1980	1320	610	13.5	12.00R20, 12R20, 20F-20, 12.5R20, E20-PILOTE
R18A	360	410	1300	820	420	9	23R5
R19	380	460	1520	920	500	11	26R6, 6R16, 6-16C, 6.5-17LC, 7R19.5
R19A	380	410	1370	820	450	10	6.50R14, 165R14, 7.00R14, 6.70R14, 185R16
R21	380	660	1980	1320	610	14	13.00R20, 12.5R18, 14R20
R22	410	460	1520	920	500	11.5	6.50R16, 7R17.5
R22A	410	430	1450	860	480	11	7.5R14, 6.00R16, 175R16, 185R16, 185R15, 6.5R16
R23	410	480	1520	860	480	11	7.50R14, 6.00R16, 175R16, 185R15
R24	410	510	1830	1020	620	14	6.50R28, 325/65R18
R24A	410	590	1980	1180	650	15	15R19.5, 14/80R20
R24B	410	640	1980	1280	630	15	11.00R20, 15R22.5, 335/80R18, 365/80R20, 385/65R22.5
R26	410	690	1980	1380	600	15	13.00R20, 15.00R16, 375/75R20
R27	410	710	1980	1420	580	15	14.00R20
R27A	410	760	2130	1520	630	16	15.00R20, 14.5R20
R27B	430	460	1520	920	500	12	8R17.5, 6.5R16C, 6.5-16C, 195/75R16
R28	460	480	1680	960	560	14	8.5R17.5, 7.50R16, 7.00R16, 205/70R17.5

SINGLE-ARCH MUDGUARDS

	(B) mm	(R) mm	(L) mm	(S) mm	(H) mm	kg	
R29	460	510	1680	1020	550	14	7.50R16, 6.5R20, 7R20
R29A	460	530	1830	1060	610	15.5	7.00R20
R30	460	570	1830	1140	590	15.5	7.50R20
R30A	460	640	1980	1280	620	17	16.5R19.5
R30B	460	810	2130	1580	600	18	16.00R20
R30C	460	660	2130	1320	690	18	16R22.5, 405/70R2, 425/75R20, 15R20, 16/70R20, 425/65R22.5
R32A	480	410	1320	820	430	12	8.25R10, 175R15, 215/75R14
R33	480	510	1680	1020	560	15	8.25R15, 8.25R16, 7.5-16C, 6.5R17, 8R19.5, 215/75R17.5
R34	480	530	1830	1060	610	16.5	8.25R17, 225/70R22
R35	480	570	1830	1140	590	16.5	8.25R20, 7.5R20, 8R22.5, 9R22.5
R37	510	610	1980	1220	640	18.5	36R8
R38	510	470	1520	940	490	14.5	36R8
R38A	510	570	1830	1140	590	17	8.25R8, 9R19.5
R38C	510	660	2130	1320	690	20	18R19.5, 18R22.5, 445/65R19.5, 6.5R20, 425/65R22.5, 11R24
R39	530	610	1980	1220	640	19.5	9.00R20, 10R22.5
R39A	530	530	1830	1060	610	18	235/75R17.5, 10R17.5, 9.5R17.5, 9R17.5, 235/75R19.5, 9R19.5, 245/70R19.5
R39B	530	510	1680	1020	545	18	235/75R17.5, 10R17.5, 9.5R17, 9R17.5, 235/75R19.5, 9R19.5, 9.5R19.5, 245/70R19.5
R41	560	640	1980	1280	640	20	11.00R20, 11R22.5
R42	580	640	1980	1280	640	21	10.00R20, D20, 11R22.5, 11R16
R42A	580	640	1830	1280	550	19.5	11.00R15
R43A	610	640	1930	1280	640	21.5	10.00R20, 11R22
R43B	610	530	1830	1060	585	21	275/80R18, 10.5R18, 265/70R19.5, 285/70R19.5
R43C	610	570	1830	1145	560	21	12.5R18, 10.5R2, 275/80R20, 10/70R22.5, 11/70R22.5, 275/70R22.5, 295/70R22.5
R44	610	660	2130	1320	690	23.5	11.00R20, 12R22, E20, 11R22
R45A	650	650	2130	1300	690	24.5	11.00R20, 12.00R22.5
R45B	640	635	1900	1270	560	23	295/80R22.5, C22.5 PILOTE, 12/80R20-D20, 275/80R22.5, 305/70R22.5, 12/70R22.5
R47	670	690	2130	1380	690	25.5	12.00R20, 12R22.5, 315/80R22.5


SECTION MUDGUARDS

	(B) mm	(R) mm	(L) mm	kg	
SS29A	450	530	640	5.5	700 x 20, 650 x 20
SS38A	500	560	640	6	750 x 20, 825 x 20
SS39	550	610	660	6.5	900 x 20, 1000 x 20
SS43A	600	640	660	7	1100 x 20, 1200 x 22.5
SS45A	650	640	660	7.5	1200 x 20
SS47	670	640	660	8	1200 x 20



TANDEM MUDGUARDS

	(B) mm	(A) mm
TB2454	610	1370
TB2460	610	1525
SPECIALS	200-680	710-3000



All dimensions are nominal
Other sizes on request (width: 200 mm min./680 mm max.)
Please allow 7-10 days for tailor made orders